




District Report Card: 2017	
State: Bihar	District: Pashchim Champaran
Class: 8	Subject: Mathematics
Schools: 51	Students: 1250


Participation/Coverage


Students

<div>GENDER</div> <div></div>	Boys				Girls			
	Number		%		Number		%	
	673		53.84		577		46.16	

<div>AREA</div> <div></div>	Rural				Urban			
	Number		%		Number		%	
	1115		89.20		135		10.80	

<div>CATEGORY</div> <div></div>	SC		ST		OBC		GEN	
	Number	%	Number	%	Number	%	Number	%
	174	13.92	151	12.08	832	66.56	93	7.44

<div>CWSN</div> <div></div>	LD	VI	HI	S&LD	ID	Oth
	1	1	2	4	0	1

<div>Management</div> <div></div>	Government			Government-aided		
	Number		%	Number		%
	1250		100.00	0		0.00

Average Performance of Students in Mathematics (%)										
Overall	Gender		Area		Management		Social Group			
	Male	Female	Rural	Urban	Govt.	Aided	SC	ST	OBC	GEN
44.79	44.11	45.58	45.32	40.44	44.79	0.00	45.48	35.81	46.00	47.24

Performance on Learning Outcomes (LOs)

Learning Outcomes	Description	Average Performance(%)
M601	Solves problems involving large numbers by applying appropriate operations	44.99
M606	Solves problems on daily life situations involving addition and subtraction of fractions / decimals	57.07
M620	Finds out the perimeter and area of rectangular objects in the surroundings like floor of the class room, surfaces of a chalk box etc.	54.23
M621	Arranges given/collected information in the form of table, pictograph and bar graph and interprets them	34.66
M702	Interprets the division and multiplication of fractions	39.84
M705	Solves problems related to daily life situations involving rational numbers	42.48
M706	Uses exponential form of numbers to simplify problems involving multiplication and division of large numbers	45.09
M707	Adds/subtracts algebraic expressions	58.72
M710	Solves problems related to conversion of percentage to fraction and decimal and vice versa	45.09
M717	Finds out approximate area of closed shapes by using unit square grid/graph sheet	36.57
M719	Finds various representative values for simple data from her/his daily life contexts like mean, median and mode	50.61
M721	Interprets data using bar graph	55.07
M801	Generalizes properties of addition, subtraction, multiplication and division of rational numbers through patterns	37.36
M802	Finds rational numbers between two given rational numbers	35.75
M803	Proves divisibility rules of 2, 3, 4, 5, 6, 9 and 11	56.76
M804	Finds squares, cubes, square roots and cube roots of numbers using different methods	54.75
M808	Uses various algebraic identities in solving problems of daily life	42.83
M812	Verifies properties of parallelogram and establishes the relationship between them through reasoning	35.87
M818	Finds surface area and volume of cuboidal and cylindrical object	17.39
M819	Draws and interprets bar charts and pie charts	37.92

Range of Performance of Students who Answered Correctly							
Below 30%		30% - 50%		50% - 75%		Above 75%	
Number	%	Number	%	Number	%	Number	%
320	25.60	436	34.88	411	32.88	83	6.64

Lowest Performing Learning Outcomes (LOs)

- 1 - Finds surface area and volume of cuboidal and cylindrical object (17.39)
- 2 - Arranges given/collected information in the form of table, pictograph and bar graph and interprets them (34.66)
- 3 - Finds rational numbers between two given rational numbers (35.75)

- 4 - Verifies properties of parallelogram and establishes the relationship between them through reasoning (35.87)
- 5 - Finds out approximate area of closed shapes by using unit square grid/graph sheet (36.57)